




Structuring Joint Routines	Examples	Examples in Session	Homework
<p>1. Set up</p> <ul style="list-style-type: none"> Organize for choices Limit number of choices Wait for your child to initiate Entice Choose objects with several pieces or with ability to do different things 			
<p>2. Theme</p> <ul style="list-style-type: none"> Take turns doing an action Imitate your child's actions Entice and demonstrate Name objects and actions Make sound effects Position face to face Have identical objects or take a quick turn Try songs and finger plays (i.e. "Daddy Finger" or "Where is Thumbkin?") 			
<p>3. Variation</p> <ul style="list-style-type: none"> Make sure your routine is established Add new materials Add new actions Add more steps to the theme 			
<p>4. Closing (organize for success):</p> <ul style="list-style-type: none"> You or your child is getting bored Have a container ready Make cleaning up successful Model the phrase "all done" After cleaning, transition to new activity If resistance, entice to another object and then clean up 	