

Conversation Folder for Caregivers - An Overview

Evidence-Based Practice Link	Lunch Bunch conversation folders are a form of visual support , which is an evidence-based practice for autistic individuals. Visual supports are defined as a “visual display that supports the [child] in engaging in a desired behavior or skills independent of additional prompts.” (Steinbrenner et al, 29)
When to Use Conversation Folders	<p>Ideal instances to use conversation folders with autistic individuals, or other individuals with or without disabilities, could include, but are not limited to:</p> <ul style="list-style-type: none"> ● lunch with friends and/or family, ● social settings with friends and/or family, ● unstructured leisure or play times.
Why Use Conversation Folders	<ul style="list-style-type: none"> ● Promote social interactions on a variety of topics ● Provide structure for interactions ● Foster autonomy
Critical Components of Conversation Folders	<ol style="list-style-type: none"> 1. Have an appropriate visual representation at the child’s current skill level to denote conversation topics and prompts. 2. Start by including conversation topics that the child is familiar with. 3. Prompt the child to use the conversation board when presented with an opportunity to interact with others. 4. Set up opportunities to practice using the conversation board in various settings with a variety of people. 5. Provide instruction and practice to the others in the conversation group to help them understand how to use the folder appropriately. 6. Provide reinforcement to the child for using the conversation board to engage in conversation.

Components of the Conversation Folder



1

Selecting a Conversation Topic: Remove from folder and place in front of the child.



2

<p>Assembly Tips</p>	<ol style="list-style-type: none"> 1. Print and laminate the instructions, conversation outlines, and choice option page. 2. Additionally, cut 4 file folders into thirds to house the conversation topics (see images 1 & 2 above for sizing). 3. Cut out the laminated choice pictures and conversation outlines. 4. Glue the choice picture to the outside of the cut file folder, and place the corresponding conversation outline inside (see image 2 above). For example, the picture of a car goes on the outside, and the conversation about cars goes on the inside. 5. Place hard-sided Velcro on the back of the choice file folder. 6. Place soft-sided Velcro on the large folder. 7. Place all pictures on the conversation board as shown in image 1 above.
<p>TRIAD Resources to Learn More</p>	<ul style="list-style-type: none"> • Learn more about upcoming TRIAD training opportunities: https://vkc.vumc.org/vkc/triad/live-training/ • Access the module about visual supports here. <ul style="list-style-type: none"> • Must create a free account to access.

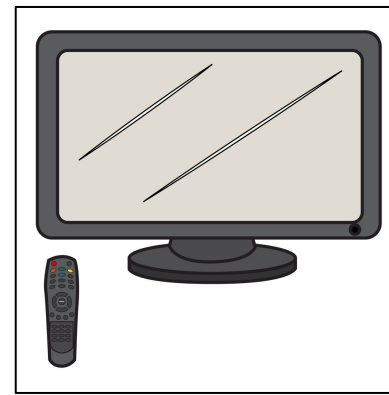
Steinbrenner, J. R., Hume, K., Odom, S. L., Morin, K. L., Nowell, S. W., Tomaszewski, B., Szendrey, S., McIntyre, N. S., Yücesoy-Özkan, S., & Savage, M. N. (2020). Evidence-based practices for children, youth, and young adults with Autism. The University of North Carolina at Chapel Hill, Frank Porter Graham Child Development Institute, National Clearinghouse on Autism Evidence and Practice Review Team.

<https://ncaep.fpg.unc.edu/sites/ncaep.fpg.unc.edu/files/imce/documents/EBP%20Report%202020.pdf>

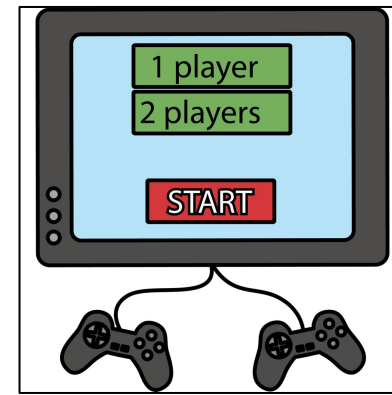
Card on the front of the folder reads...




music



tv shows



video games



vacation

Start a conversation

I want to talk about _____

Let's talk about _____

Change topics

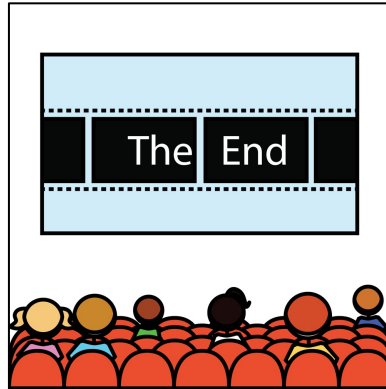
Now let's talk about _____

Do you guys want to talk about _____?


End a conversation

It's time to go now. See you later!


I'm going to _____. Let's talk later.



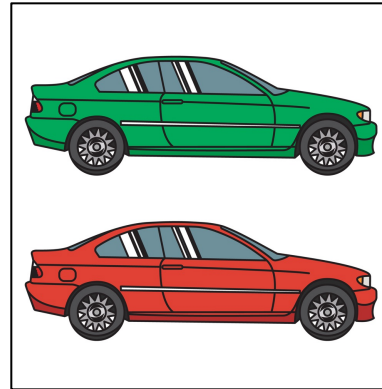
movies



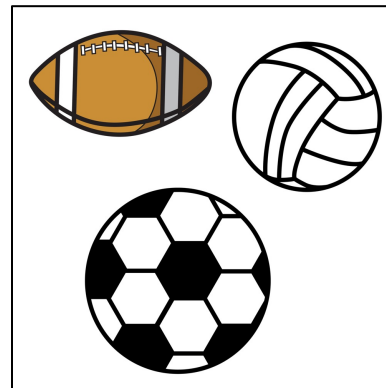
class




family



cars



sports



food



mystery

Music

1. Look at the person on your right.
2. Ask a question.
What's your favorite radio station?
Do you listen to Apple Music or Spotify?
What's your favorite kind of music?
3. Make a statement.
I like to listen to the radio.
I listen to Spotify or Apple Music.
My favorite kind of music is _____.
4. Pass the card to the person on your right.

TV Shows

1. Look at the person on your right.
2. Ask a question.
What do you like to watch?
Do you like _____?
Where do you watch TV?
3. Make a statement.
I like to watch _____.
I don't like _____.
I watch TV in _____.
4. Pass the card to the person on your right.

Video Games

1. Look at the person on your right.
2. Ask a question.
Do you like video or computer games?
Do you like to play _____?
Who do you play video games with?
3. Make a statement.
I like to play _____.
I play video games with _____.
I want to get _____.
4. Pass the card to the person on your right.

Vacations

1. Look at the person on your right.
2. Ask a question.
Have you been on a vacation?
Where would you like to go?
Have you been to _____?
3. Make a statement.
I've been to _____.
I want to go to _____.
I love _____!
4. Pass the card to the person on your right.

Movie

1. Look at the person on your right.
2. Ask a question.
What's your favorite movie?
Have you seen any movies lately?
Do you like watching movies?
3. Make a statement.
My favorite movie is _____.
I want to see _____.
I like watching movies.
4. Pass the card to the person on your right.

Class

1. Look at the person on your right.
2. Ask a question.
What's your favorite class?
What is your least favorite class?
Who is your favorite teacher?
3. Make a statement.
My favorite class is _____.
My least favorite class is _____.
My favorite teacher is _____.
4. Pass the card to the person on your right.

Family

1. Look at the person on your right.
2. Ask a question.
Do you have any brothers or sisters?
Do you get along with your brothers/sisters?
Do you have grandparents?
3. Make a statement.
I have _____ sisters/brothers.
My mom's name is _____.
My dad's name is _____.
4. Pass the card to the person on your right.

Cars

1. Look at the person on your right.
2. Ask a question.
Do you like to watch racing?
Do you like to look at car magazines?
Do you like cars or trucks?
3. Make a statement.
I like racing.
I don't like racing.
I like _____.
4. Pass the card to the person on your right.

Sports

1. Look at the person on your right.
2. Ask a question.
Do you like sports?
What is your favorite sport?
Do you play sports?
3. Make a statement.
I like sports.
I don't like _____.
My favorite sport is _____.
4. Pass the card to the person on your right.

Food

1. Look at the person on your right.
2. Ask a question.
What is your favorite food?
Do you like _____?
What's kind of food do you not like?
3. Make a statement.
My favorite food is _____.
I like _____.
I don't like _____.
4. Pass the card to the person on your right.

Mystery (? on front)

1. Look at the person on your right.
2. Ask a question.
3. Make a statement.
4. Pass the card to the person on your right.

Homework

1. Look at the person on your right.
2. Ask a question.
Do you have homework so far?
Do you like homework?
Do you have homework every night?
3. Make a statement.
I have homework.
I don't have homework.
My favorite kind of homework is _____.
4. Pass the card to the person on your right.